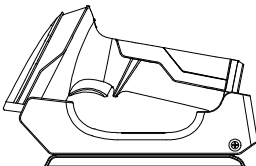
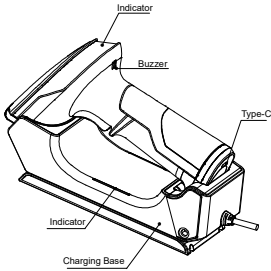

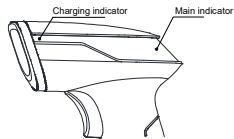



































<div>83.00 mm</div>		581.00 mm																															
<div>110.00 mm</div>	<div>WIRELESS 2D BARCODE SCANNER</div> <div>—— make scanning easy</div> <div></div>	<div>Parts Instruction</div> <div></div>	<div>Receiver Pairing</div> <div></div> <div>Scan the "Receiver Pairing Code " on the base Factory Default: barcode scanner paired with base</div>	<div>Indicator Description</div> <div></div> <div>Indicator Description</div> <table><tr><th>Indicate Light Type</th><th>State</th><th>Light Indicator</th></tr><tr><td rowspan="2">Charging Indicator</td><td>charging</td><td>Green/Blue light flash</td></tr><tr><td>full of charge</td><td>Green/Blue lighting on</td></tr><tr><td rowspan="4">Main Indicator</td><td>unpaired</td><td>Green/Blue light flash</td></tr><tr><td>pairing</td><td>Green/Blue fast flashing</td></tr><tr><td>have been paired</td><td>Green/Blue lighting on</td></tr><tr><td>scanning code successful</td><td>Green/Blue light flash one time</td></tr><tr><td>Receiver Indicator</td><td>have been paired</td><td>Green lighting on</td></tr></table>	Indicate Light Type	State	Light Indicator	Charging Indicator	charging	Green/Blue light flash	full of charge	Green/Blue lighting on	Main Indicator	unpaired	Green/Blue light flash	pairing	Green/Blue fast flashing	have been paired	Green/Blue lighting on	scanning code successful	Green/Blue light flash one time	Receiver Indicator	have been paired	Green lighting on	<div>Product Introduction</div> <div>This is the simple user's manual, for detailed manual, please download from our website or contact the supplier. (With * is the Default Setting)</div> <div></div> <div>Factory Default</div> <div>If scanner cannot be used normally due to an error setting, try to scan the "Factory Default"</div> <div>Buzzer Description</div> <table><tr><th>Voice Type</th><th>Details Description</th></tr><tr><td>One medium long high voice</td><td>Successful scanning or pairing</td></tr><tr><td>Three continuous short voice</td><td>Alarm prompt</td></tr></table>	Voice Type	Details Description	One medium long high voice	Successful scanning or pairing	Three continuous short voice	Alarm prompt	<div>Wireless Transmission Mode</div> <div></div> <div>*2.4G</div> <div></div> <div>Bluetooth</div> <div></div> <div>Bluetooth BLE</div> <div></div> <div>Bluetooth SPP</div>	<div>Receiver Pairing</div> <div></div> <div>2.4G Receiver Pairing</div> <div>Scanning the "Receiver Pairing" code, scanner will enter the automatic pairing mode for 1 minute, then re-insert the receiver to the host. There will be a sound heard when pairing successfully.</div> <div></div> <div>Bluetooth HID Pairing</div> <div>Scan the "Bluetooth HID Pairing" barcode, the scanner is ready to be connected by other bluetooth devices.</div> <div></div> <div>Scanner Version Information</div>
Indicate Light Type	State	Light Indicator																															
Charging Indicator	charging	Green/Blue light flash																															
	full of charge	Green/Blue lighting on																															
Main Indicator	unpaired	Green/Blue light flash																															
	pairing	Green/Blue fast flashing																															
	have been paired	Green/Blue lighting on																															
	scanning code successful	Green/Blue light flash one time																															
Receiver Indicator	have been paired	Green lighting on																															
Voice Type	Details Description																																
One medium long high voice	Successful scanning or pairing																																
Three continuous short voice	Alarm prompt																																
<div>110.00 mm</div>	<div>V8.2.0 EN</div>	<div>Data Transfer Mode</div> <div></div> <div>* Immediate mode</div> <div></div> <div>Inventory mode</div> <div></div> <div>Clear all data</div> <div></div> <div>Number of stored data</div> <div></div> <div>Upload all data</div>	<div>Interface Type</div> <div></div> <div>* USB-HID</div> <div></div> <div>USB Virtual Com Port (Driver is needed for USB Virtual Com Port)</div>	<div>Sleep Time</div> <div></div> <div>Sleep Immediately</div> <div></div> <div>* 1 min</div> <div></div> <div>5 min</div> <div></div> <div>30 min</div>	<div>Language</div> <div></div> <div>*USA</div> <div></div> <div>France</div> <div></div> <div>Germany</div> <div></div> <div>Turkey Q</div> <div></div> <div>Poland</div>	<div>Language</div> <div></div> <div>Brazil</div> <div></div> <div>Italy</div> <div></div> <div>Spain</div> <div></div> <div>Universal language</div> <div>*For more languages setting, please refer to the full</div>	<div>Terminator</div> <div></div> <div>NONE</div> <div></div> <div>*CR</div> <div></div> <div>LF</div> <div></div> <div>TAB</div> <div></div> <div>CR/LF</div>																										